

Certified Reference Material - Certificate of Analysis

3-Methyl fentanyl-¹³C₆, Primary Measurement Standard

(±)-N-[3-methyl-1-(2-phenylethyl)-4-piperidinyl]-N-phenylpropanamide-¹³C₆ HCl

Product No.: M-219-1ML
Lot No.: FC03111903
Description of CRM: 3-Methyl fentanyl-¹³C₆ HCl in Methanol (Solution)
 Nominal concentration is adjusted for HCl content.
Retest Date: December 2021 See Section "Stability Assessment".
Storage: Store unopened in freezer (-10 °C to -25 °C).
Shipping: Ambient. See Section "Stability Assessment".
Chemical formula: C₁₇¹³C₆H₃₀N₂O • HCl
CAS No.: NA
Regulatory: USDEA Schedule I

Cerilliant Quality

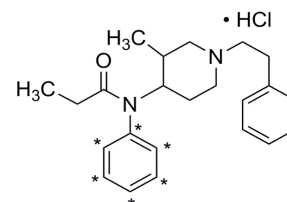
ISO 17034

ISO/IEC 17025

ISO 13485

ISO 14001

ISO 9001



Analyte	Certified Concentration ± associated uncertainty U, u=k*u (k=2)
3-Methyl fentanyl- ¹³ C ₆	1.000 ± 0.006 mg/mL

Metrological traceability: Traceable to the SI and higher order standards from NIST through an unbroken chain of comparisons. See "Details on metrological traceability" on page 2.

Measurement method: The certified value is calculated from high precision weighing of thoroughly characterized starting material. See "Details about certification process" on page 2.

Intended use: This Certified Reference Material is suitable for the in vitro identification, calibration, and quantification of the analyte(s) in analytical and R&D applications. Not suitable for human or animal consumption.

Minimum sample size: 1 µL for quantitative applications

Instructions for handling and correct use: Concentration is corrected for chromatographic purity, residual solvents and residual inorganics. No adjustment required before use. Users should quantitatively transfer desired volume using established good laboratory practices to spike into matrix or to dilute to the desired concentration. Each ampoule is intended for one-time use. Nominal concentration is adjusted for HCl content. No adjustment required before use. For MS Applications, we advise laboratories not to mix lots during a single sequence.

Health and safety information: Danger. Please refer to the Safety Data Sheet for detailed information about the nature of any hazard and appropriate precautions to be taken.

Accreditation: Cerilliant Corp. is accredited by the US accreditation authority ANAB as registered reference material producer AR-1353 in accordance with ISO 17034 and registered testing laboratory AT-1352 according to ISO/IEC 17025.




Darron Ellsworth, Quality Assurance Manager

January 15, 2021

Issue Date

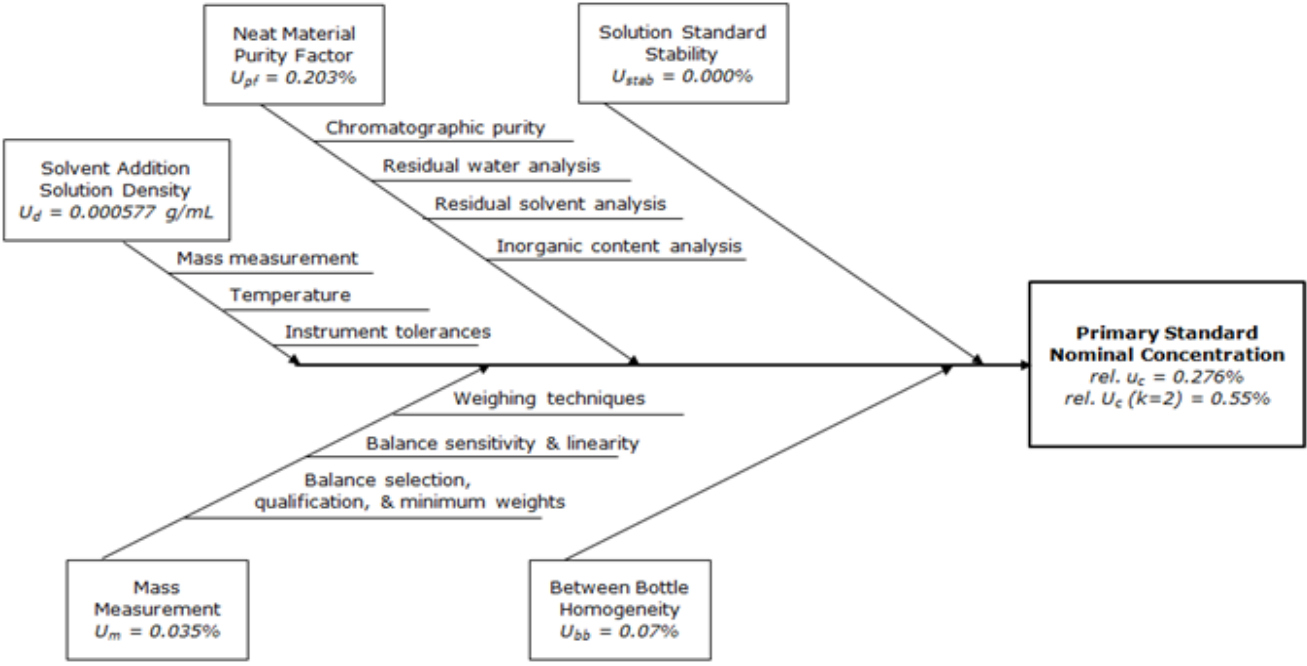
Packaging: 2 mL amber USP Type 1 glass ampoule containing not less than 1 mL of certified solution. Ampoules are overfilled to ensure a minimum of 1 mL volume can be transferred when using a 1mL Class A volumetric pipette.

Details on starting materials: Each raw material utilized has been identified and thoroughly characterized through the use of multiple analytical techniques and is assigned a Mass Balance Purity Factor. Spectral data is provided on subsequent pages of this CoA.

Certificate of Origin: Cerilliant Corporation certifies no material of animal origin (BSE/TSE) was used in the preparation of this product. This material was manufactured in the USA.

Associated uncertainty:

The uncertainty has been calculated by statistical analysis of all aspects of our production system and incorporated uncertainty of the mass balance purity factor, material density, balance, weighing technique, and homogeneity. Uncertainty components of the gravimetrically prepared Primary Standard concentration are shown in the figure below. Uncertainty is expressed as an expanded uncertainty in accordance with ISO 17034 at the approximate 95% confidence interval using a coverage factor of k=2. Uncertainty contribution from neat material homogeneity was established to be negligible through establishment of process controls and verification of the control process. Stability uncertainty was determined to be negligible by regression analysis.



Details on metrological traceability:

- ♦ This standard has been gravimetrically prepared using balances that have been fully qualified and calibrated to ISO 17025 requirements. All calibrations utilize NIST traceable weights which are calibrated externally by a qualified ISO 17025 accredited calibration laboratory to NIST standards. Qualification of each balance includes the assignment of a minimum weighing by a qualified and ISO 17025 accredited calibration vendor taking into consideration the balance and installed environmental conditions to ensure compliance with USP tolerances of NMT 0.10% relative error.
- ♦ Fill volume to predetermined specifications is gravimetrically verified throughout the dispensing process using qualified and calibrated balances.
- ♦ The density and material Mass Balance Purity Factor of each raw material is traceable to the SI and higher order reference materials through mass measurement and instrument qualification and calibrations.

Details about certification process:

This standard has been prepared and certified under the ISO 17034, ISO/IEC 17025, ISO 9001 and ISO 13485 standards. This standard meets the requirements of a Certified Reference Material and a Primary Standard as defined by ISO and is traceable to the SI and higher order standards through an unbroken chain of comparisons.

- ♦ Nominal concentration is calculated based on: the actual mass; Mass balance purity factor of the analyte(s); measured mass of the solution; and the density of the pure diluent at 20°C.
- ♦ Fill volume is gravimetrically verified throughout the dispensing process using qualified and calibrated balances.
- ♦ Concentration is verified against an independently prepared calibration solution gravimetrically prepared.
- ♦ Additional certification information available upon request.

Solution Standard Verification

Concentration accuracy and within- and between-bottle homogeneity are analytically verified against an independently prepared calibration solution.

Solution standard verification demonstrates confirmation that the specified requirements for the Primary Measurement Standard have been fulfilled and validated under ISO 13485.

Standard Solution Assay Parameters		Calibration Curve	
Analysis Method:	HPLC/UV	Calibration Curve:	Linear Regression
Column:	Ascentis Express C18, 2.7 µm, 3.0 x 100 mm	Number of Points:	4
Mobile Phase:	Acetonitrile:0.1% Phosphoric acid in Water (35:65)	Linearity (r) :	1.000
Flow Rate:	1.5 mL/min		
Wavelength:	210 nm		
		Verified Concentration (mg/mL)	%RSD - Homogeneity
Standard Solution	Lot Number	Actual Results	Actual Results
New Lot	FC03111903	0.998	0.4
<ul style="list-style-type: none"> Concentration is verified through multiple analyses and is calculated as the average of multiple analyses compared to an independently prepared calibration solution. Within-sample and between-sample homogeneity of the New Lot is ensured through rigorous production process controls statistically analyzed to evaluate risk and verified by analysis. Multiple samples pulled from across the lot using a random stratified sampling plan were analyzed to verify homogeneity. % RSD results shown above for the New Lot demonstrate ampoule-to-ampoule homogeneity. 			

Analyte Certification - Mass Balance Purity Factor

Each analyte is thoroughly identified and characterized using an orthogonal approach. A mass balance purity factor is assigned incorporating chromatographic purity and residual impurities. The mass balance purity factor and salt adjustment are utilized to calculate the weighing adjustment necessary to ensure accuracy of the solution standard concentration.

Material Name:	3-Methyl fentanyl- ¹³ C ₆ HCl	Molecular Weight (base):	356.45
Material Lot:	FC10111802	Molecular Weight (salt):	392.91
Chemical Formula:	C ₁₇ ¹³ C ₆ H ₃₀ N ₂ O • HCl	Salt Adjustment:	1.102
CAS Number:	NA		

Material Characterization Summary

Analytical Test	Method	Results
Primary Chromatographic Purity by HPLC/UV Analysis	SP10-0102	99.5% ¹
Secondary Chromatographic Purity by LC/MS Analysis	SP10-0107	99.7%
Identity by LC/MS Analysis	SP10-0107	Consistent with Structure
Isotopic Purity and Distribution by LC/MS SIM Analysis	SP10-0107	0.00% ¹³ C ₀ vs ¹³ C ₆
		0.00% ¹³ C ₀ 0.19% ¹³ C ₄
		0.00% ¹³ C ₁ 6.64% ¹³ C ₅
		0.00% ¹³ C ₂ 93.16% ¹³ C ₆
		0.01% ¹³ C ₃
Identity by ¹ H-NMR Analysis	USP <761>, SP10-0116	Consistent with Structure
Residual Solvent Analysis by GC/FID Headspace	AM1087 ²	0.07%
Residual Water Analysis by Karl Fischer Coulometry	AM1346 ²	Below Quantitation Limit
Mass Balance Purity Factor		99.45%

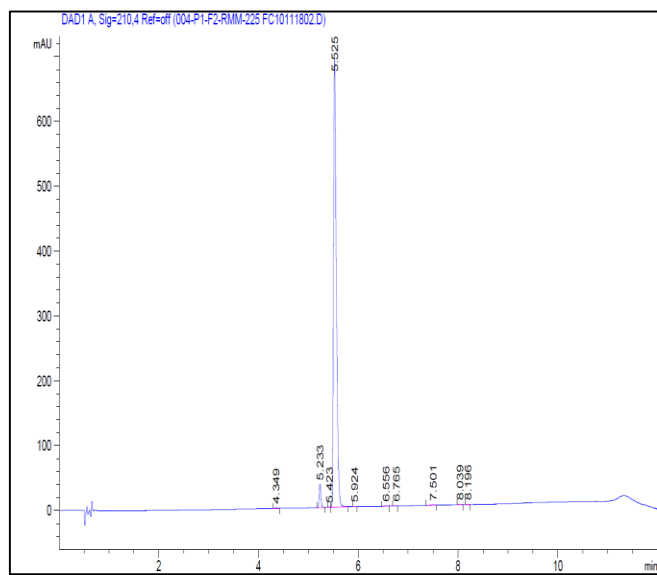
¹ Purity value is the sum of diastereomers

² Validated analytical method

- ♦ The primary chromatographic purity is calculated as the average of two independently performed analyses utilizing two different methods. Acceptance criteria requires the purity values to be within 0.5% of each other.
- ♦ The primary purity method was selected to optimize resolution of impurities while minimizing degradation of the analyte. Secondary purity methods with orthogonal detector capabilities from the primary purity method are used as controls to confirm an accurate purity value.
- ♦ The primary chromatographic purity value is used to calculate the Mass Balance Purity Factor.
- ♦ A secondary chromatographic purity method is utilized as a control.
- ♦ Mass Balance Purity Factor = [(100 - wt% residual solvent - wt% residual water - wt% residual inorganics) x Chromatographic Purity/100].
- ♦ Mass Balance Purity Factor does not include adjustment for chiral and/or isotopic purity.

Spectral and Physical Data

HPLC/UV



Column: Ascentis Express C18, 2.7 μm ,
3.0 x 100 mm

Mobile Phase: A: Acetonitrile
B: Water
C: 0.1% Phosphoric acid in Water
D: 0.1% Ammonium acetate in Water

Gradient:

Time (min)	% A	% B	% C	% D
0.0	20	41	4	35
8.0	60	1	4	35
10.0	60	1	4	35
10.1	20	41	4	35

Flow Rate: 0.7 mL/min

Wavelength: 210 nm

Sample Name: FC10111802

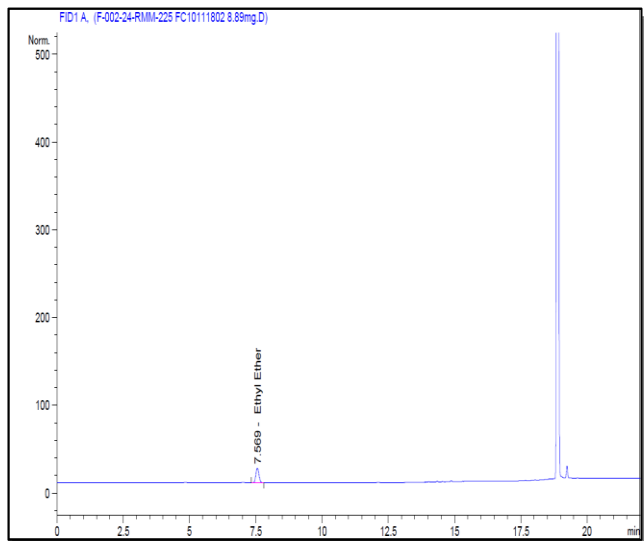
Acquired: March 06, 2019

Peak #	Ret Time	Area %	
1	4.35	0.11	
2	5.23	2.99	trans isomer
3	5.42	0.03	
4	5.53	96.56	cis isomer
5	5.92	0.02	
6	6.56	0.03	
7	6.77	0.01	
8	7.50	0.14	
9	8.04	0.06	
10	8.20	0.03	

Purity value is the sum of peaks 2 and 4

Spectral and Physical Data (cont.)

Residual Solvent Analysis by GC/FID Headspace



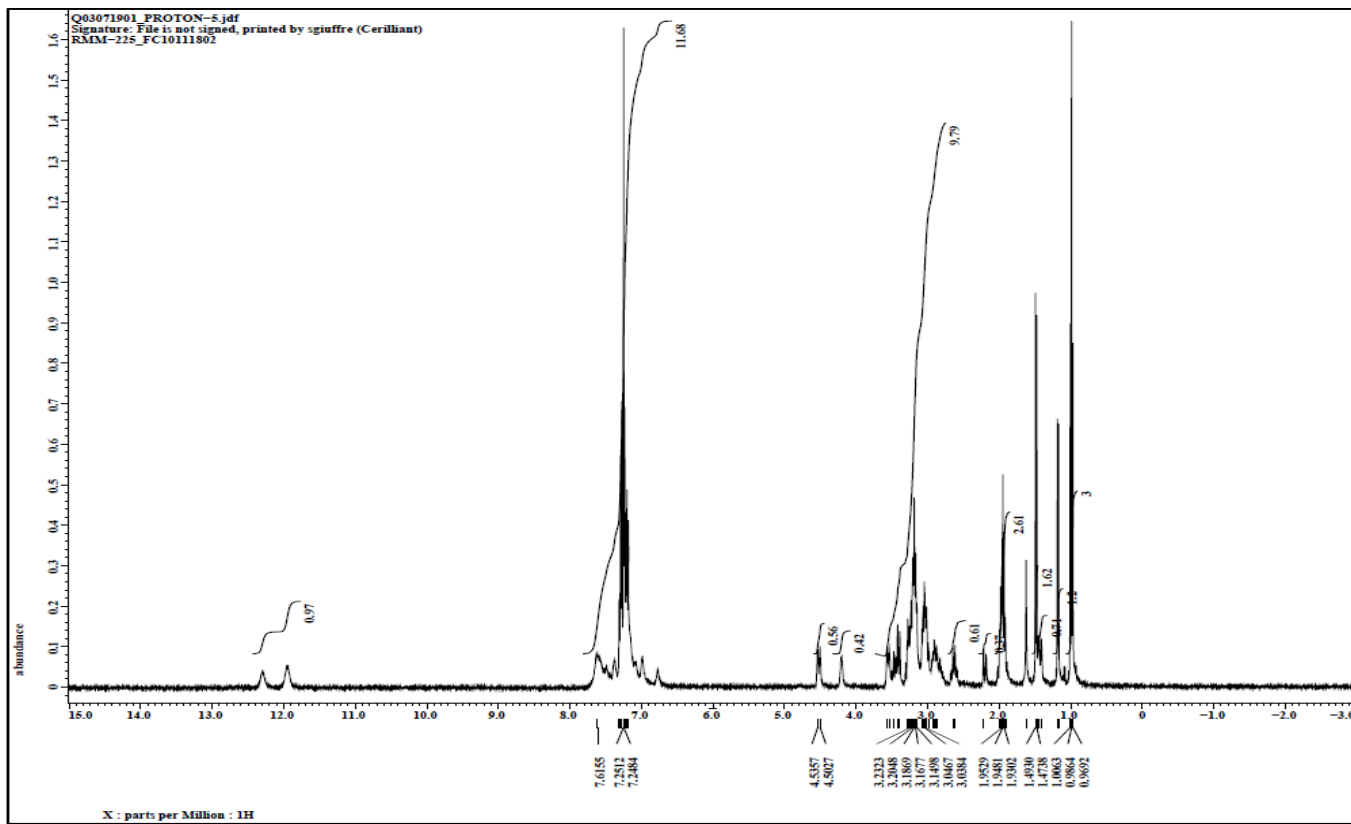
Column: DB-ALC1 30 m x 0.53 mm, 3 µm film thickness
Temp Program: 40°C hold 12 min to 220°C at 40°C/min hold 5.5 min
Carrier Gas: Helium
Flow Rate: 2.0 mL/min
Detector Heater Temp: 250°C
Injector: Headspace Sampler
HS Oven Temp: 60°C
Vial Equilibration: 10 minutes

Sample Name: FC10111802
Acquired: March 08, 2019

Peak	Compound	Area	Weight %
1	Ethyl ether	139.50	0.07
2	NMP	NA	NA
Total			0.07

¹H NMR

Instrument: JEOL ECS 400
Solvent: Chloroform-D



Spectral and Physical Data (cont.)

LC/MS

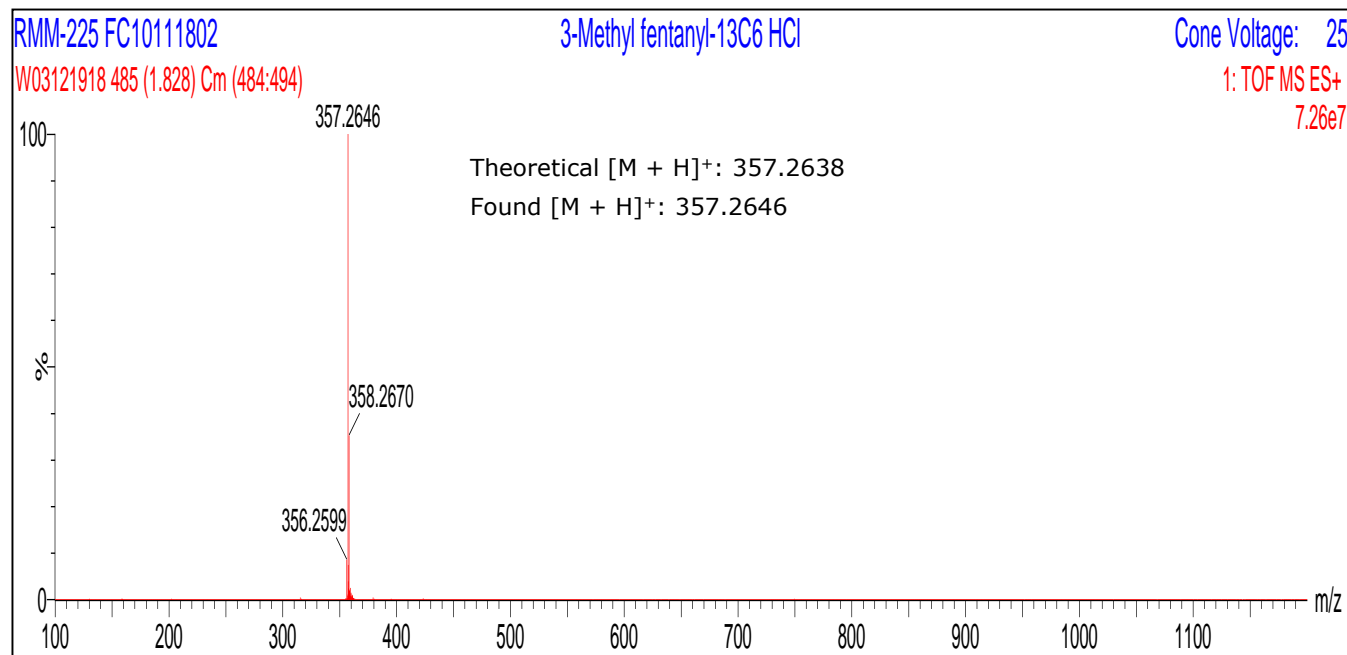
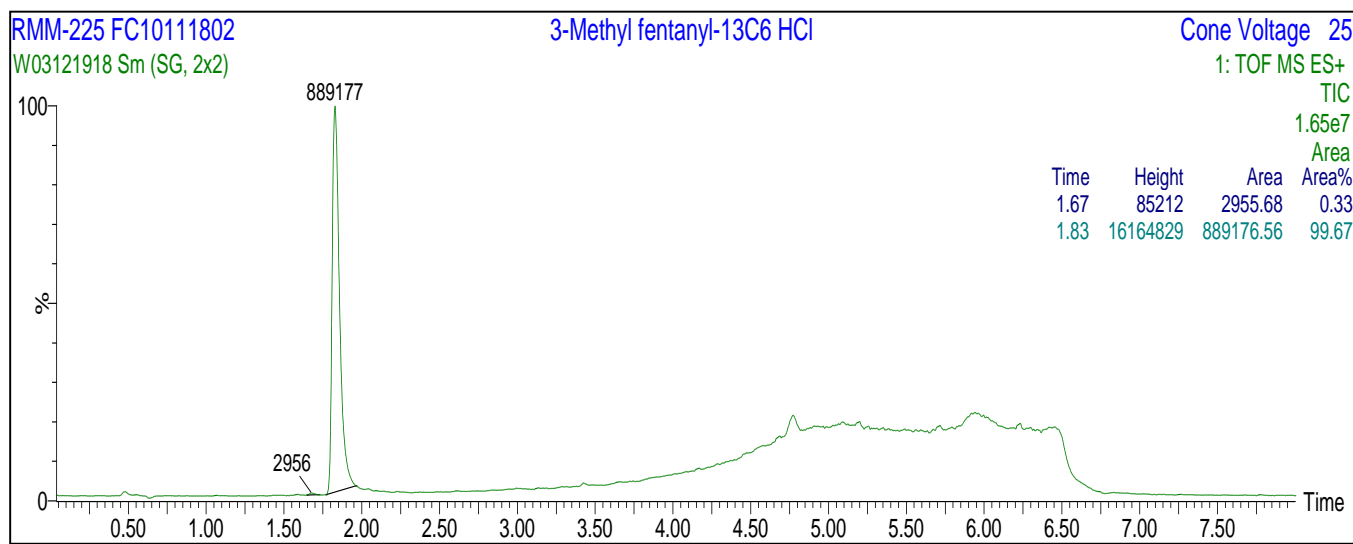
Column: Ascentis Express C18, 2.7 μm, 3.0 x 50 mm

Mobile Phase: A: 0.1% Formic acid in Water
B: Acetonitrile

Gradient:

Time (min)	% A	% B
0.0	80	20
0.5	80	20
4.0	20	80
5.8	20	80
6.0	80	20
8.0	80	20

Flow Rate: 0.4 mL/min
Scan Range: 100-1200 amu
Ionization: Electrospray, Positive Ion
Instrument: Waters XEVO G2 QTOF
Acquired: March 12, 2019



Spectral and Physical Data (cont.)

Isotopic Purity by LC/MS SIM

Column: Ascentis Express C18, 2.7 μm ,
3.0 x 50 mm

Mobile Phase: A: 0.1% Formic acid in Water
B: Acetonitrile

Gradient:

Time (min)	% A	% B
0.0	80	20
0.5	80	20
4.0	20	80
5.8	20	80
6.0	80	20
8.0	80	20

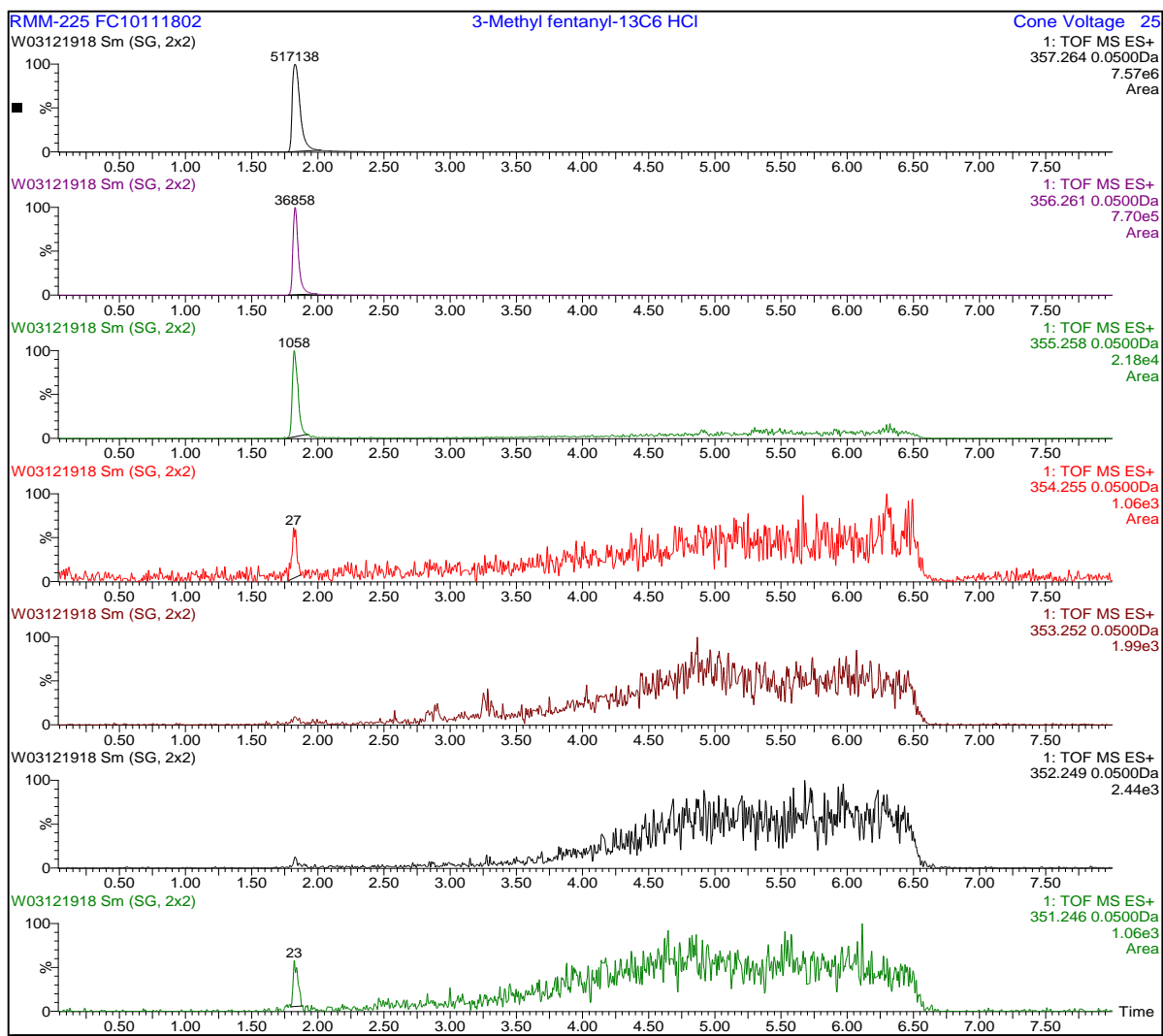
Flow Rate: 0.4 mL/min

Scan Range: 351-357 amu

Ionization: Electrospray, Positive Ion

Instrument: Waters XEVO G2 QTOF

Acquired: March 12, 2019



Stability

Short term stability studies have been performed under accelerated conditions for a period of up to four weeks. Short term data is utilized to predict long term stability and to support transport conditions and normal laboratory use. Real-time stability studies are performed at the recommended storage conditions over the life of the product.

Short Term Stability: A summary of accelerated stability findings for a related product (M-194-0.5ML, (±)-cis-3-Methylfentanyl HCl) is listed below.

Storage Condition	Mean Kinetic Temperature (MKT)	Time Period/Result
Freezer	-15°C	No decrease in purity was noted after four weeks.
Refrigerator	4°C	
Room Temperature	21°C	
40°C	40°C	

Transport/Shipping: Stability studies support the transport of this product at ambient conditions.

Long Term Stability: Long term stability has been assessed for Freezer storage (-10 °C to -25 °C) conditions. Stability of a minimum of 21 months has been established through real-time stability studies.

Commutability

This standard is a solution of a pure substance in an organic solvent and is a Primary Standard. This Primary Standard is suitable for use in the preparation of calibrators and/or controls in any biological matrix. This standard is not in a biological matrix and therefore commutability to methods or standards in biological matrices does not apply.

COA Revision History

Revision No.	Date	Reason for Revision
00	April 02, 2019	Initial version.
01	April 17, 2020	Updated Retest Date of May 2020 to March 2021.
		Added Long Term Stability data.
02	January 15, 2021	Updated Retest Date of March 2021 to December 2021.

Certified Reference Material - Certificate of Analysis

(±)-cis-3-Methylfentanyl, Primary Measurement Standard

(±)-cis-N-[3-methyl-1-(2-phenylethyl)-4-piperidiny]-N-phenylpropanamide HCl

3-Methyl fentanyl; 3-MF; F7209

Product No.: M-222-1ML
Lot No.: FC03111904
Description of CRM: (±)-cis-3-Methylfentanyl HCl in Methanol (Solution)
 Nominal concentration is adjusted for HCl content.
Retest Date: January 2022 See Section "Stability Assessment".
Storage: Store unopened in freezer (-10 °C to -25 °C).
Shipping: Ambient. See Section "Stability Assessment".
Chemical formula: C₂₃H₃₀N₂O • HCl
CAS No.: 78995-18-3
Regulatory: USDEA Schedule I

Cerilliant Quality

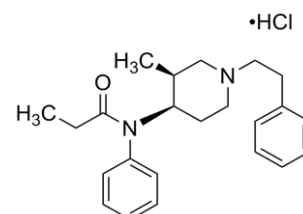
ISO 17034

ISO/IEC 17025

ISO 13485

ISO 14001

ISO 9001



Analyte	Certified Concentration ± associated uncertainty U, u=k*u (k=2)
(±)-cis-3-Methylfentanyl	1.000 ± 0.006 mg/mL

Metrological traceability: Traceable to the SI and higher order standards from NIST through an unbroken chain of comparisons. See "Details on metrological traceability" on page 2.

Measurement method: The certified value is calculated from high precision weighing of thoroughly characterized starting material. See "Details about certification process" on page 2.

Intended use: This Certified Reference Material is suitable for the in vitro identification, calibration, and quantification of the analyte(s) in analytical and R&D applications. Not suitable for human or animal consumption.

Minimum sample size: 1 µL for quantitative applications

Instructions for handling and correct use: Concentration is corrected for chromatographic purity, residual solvents and residual inorganics. No adjustment required before use.

Users should quantitatively transfer desired volume using established good laboratory practices to spike into matrix or to dilute to the desired concentration. Each ampoule is intended for one-time use.

Nominal concentration is adjusted for HCl content. No adjustment required before use.

Health and safety information: Danger. Please refer to the Safety Data Sheet for detailed information about the nature of any hazard and appropriate precautions to be taken.

Accreditation: Cerilliant Corp. is accredited by the US accreditation authority ANAB as registered reference material producer AR-1353 in accordance with ISO 17034 and registered testing laboratory AT-1352 according to ISO/IEC 17025.

Packaging:

2 mL amber USP Type 1 glass ampoule containing not less than 1 mL of certified solution. Ampoules are overfilled to ensure a minimum of 1 mL volume can be transferred when using a 1mL Class A volumetric pipette.

Details on starting materials:

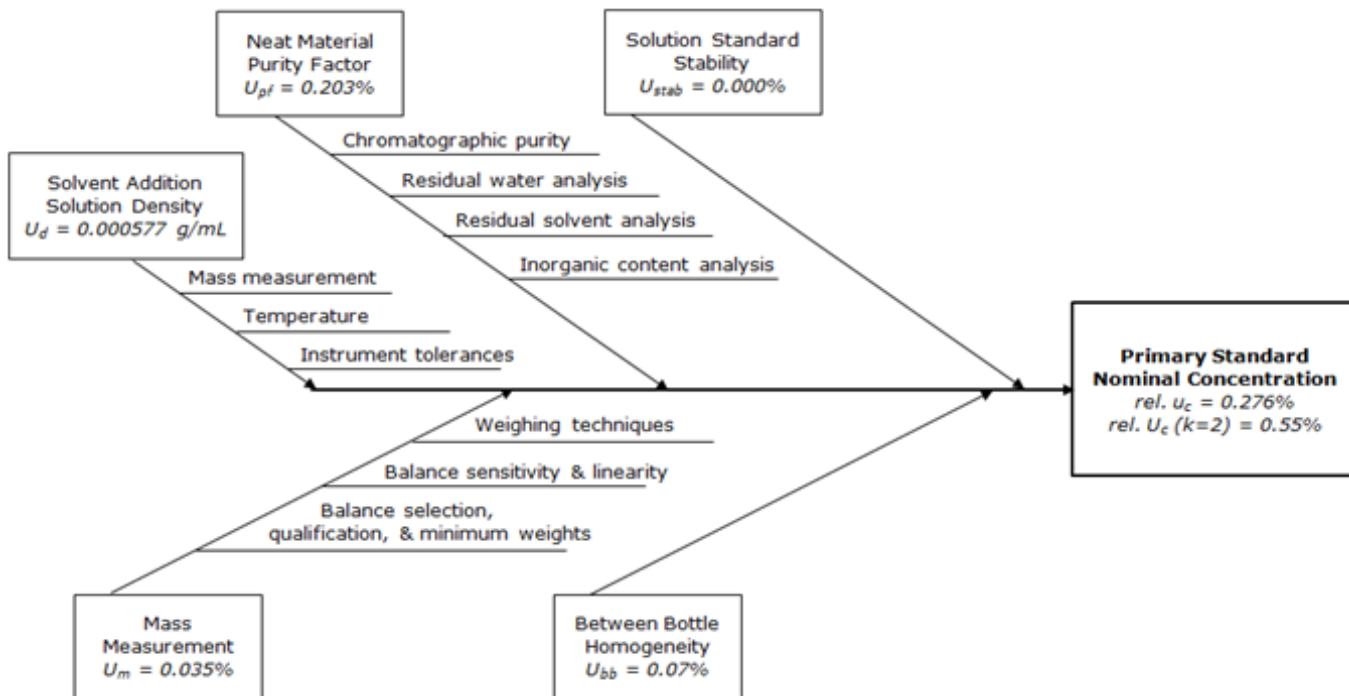
Each raw material utilized has been identified and thoroughly characterized through the use of multiple analytical techniques and is assigned a Mass Balance Purity Factor. Spectral data is provided on subsequent pages of this CoA.

Certificate of Origin:

Cerilliant Corporation certifies no material of animal origin (BSE/TSE) was used in the preparation of this product. This material was manufactured in the USA.

Associated uncertainty:

The uncertainty has been calculated by statistical analysis of all aspects of our production system and incorporated uncertainty of the mass balance purity factor, material density, balance, weighing technique, and homogeneity. Uncertainty components of the gravimetrically prepared Primary Standard concentration are shown in the figure below. Uncertainty is expressed as an expanded uncertainty in accordance with ISO 17034 at the approximate 95% confidence interval using a coverage factor of $k=2$. Uncertainty contribution from neat material homogeneity was established to be negligible through establishment of process controls and verification of the control process. Stability uncertainty was determined to be negligible by regression analysis.



Details on metrological traceability:

- ♦ This standard has been gravimetrically prepared using balances that have been fully qualified and calibrated to ISO 17025 requirements. All calibrations utilize NIST traceable weights which are calibrated externally by a qualified ISO 17025 accredited calibration laboratory to NIST standards. Qualification of each balance includes the assignment of a minimum weighing by a qualified and ISO 17025 accredited calibration vendor taking into consideration the balance and installed environmental conditions to ensure compliance with USP tolerances of NMT 0.10% relative error.
- ♦ Fill volume to predetermined specifications is gravimetrically verified throughout the dispensing process using qualified and calibrated balances.
- ♦ The density and material Mass Balance Purity Factor of each raw material is traceable to the SI and higher order reference materials through mass measurement and instrument qualification and calibrations.

Details about certification process:

This standard has been prepared and certified under the ISO 17034, ISO/IEC 17025, ISO 9001 and ISO 13485 standards. This standard meets the requirements of a Certified Reference Material and a Primary Standard as defined by ISO and is traceable to the SI and higher order standards through an unbroken chain of comparisons.

- ♦ Nominal concentration is calculated based on: the actual mass; Mass balance purity factor of the analyte(s); measured mass of the solution; and the density of the pure diluent at 20°C.
- ♦ Fill volume is gravimetrically verified throughout the dispensing process using qualified and calibrated balances.
- ♦ Concentration is verified against an independently prepared calibration solution gravimetrically prepared.
- ♦ Additional certification information available upon request.

Solution Standard Verification

Concentration accuracy and within- and between-bottle homogeneity are analytically verified against an independently prepared calibration solution.

Solution standard verification demonstrates confirmation that the specified requirements for the Primary Measurement Standard have been fulfilled and validated under ISO 13485.

Standard Solution Assay Parameters		Calibration Curve	
Analysis Method:	HPLC/UV	Calibration Curve:	Linear Regression
Column:	Ascentis Express C18, 2.7 µm, 3.0 x 100 mm	Number of Points:	4
Mobile Phase:	Acetonitrile:0.1% Phosphoric acid in Water (35:65)	Linearity (r) :	1.000
Flow Rate:	1.5 mL/min		
Wavelength:	210 nm		
		Verified Concentration (mg/mL)	%RSD - Homogeneity
Standard Solution	Lot Number	Actual Results	Actual Results
New Lot	FC03111904	1.004	0.6
<ul style="list-style-type: none"> ♦ Concentration is verified through multiple analyses and is calculated as the average of multiple analyses compared to an independently prepared calibration solution. ♦ Within-sample and between-sample homogeneity of the New Lot is ensured through rigorous production process controls statistically analyzed to evaluate risk and verified by analysis. Multiple samples pulled from across the lot using a random stratified sampling plan were analyzed to verify homogeneity. % RSD results shown above for the New Lot demonstrate ampoule-to-ampoule homogeneity. 			

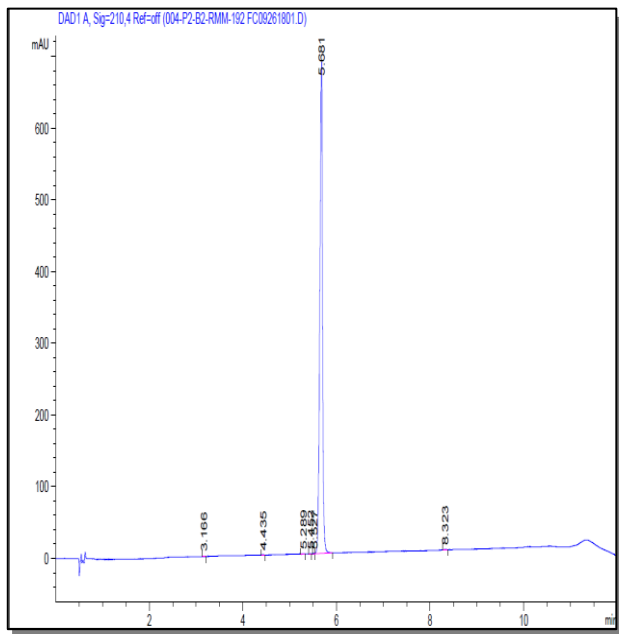
Analyte Certification - Mass Balance Purity Factor

Each analyte is thoroughly identified and characterized using an orthogonal approach. A mass balance purity factor is assigned incorporating chromatographic purity and residual impurities. The mass balance purity factor and salt adjustment are utilized to calculate the weighing adjustment necessary to ensure accuracy of the solution standard concentration.

Material Name:	(±)-cis-3-Methylfentanyl HCl	Molecular Weight (base):	350.50
Material Lot:	FC09261801	Molecular Weight (salt):	386.96
Chemical Formula:	C ₂₃ H ₃₀ N ₂ O • HCl	Salt Adjustment:	1.104
CAS Number:	78995-18-3		
Material Characterization Summary			
Analytical Test	Method	Results	
Primary Chromatographic Purity by HPLC/UV Analysis	SP10-0102	99.6% ¹	
Secondary Chromatographic Purity by LC/MS Analysis	SP10-0107	> 99.9%	
Identity by LC/MS Analysis	SP10-0107	Consistent with Structure	
Identity by ¹ H-NMR Analysis	USP <761>, SP10-0116	Consistent with Structure	
Residual Solvent Analysis by GC/FID Headspace	AM1087 ²	None Detected	
Residual Water Analysis by Karl Fischer Coulometry	AM1346 ²	1.87%	
Mass Balance Purity Factor		97.74%	
<p>¹ 0.06% (±)-trans-3-Methylfentanyl HCl detected by HPLC/UV analysis.</p> <p>² Validated analytical method</p> <ul style="list-style-type: none">♦ The primary chromatographic purity is calculated as the average of two independently performed analyses utilizing two different methods. Acceptance criteria requires the purity values to be within 0.5% of each other.♦ The primary purity method was selected to optimize resolution of impurities while minimizing degradation of the analyte. Secondary purity methods with orthogonal detector capabilities from the primary purity method are used as controls to confirm an accurate purity value.♦ The primary chromatographic purity value is used to calculate the Mass Balance Purity Factor.♦ A secondary chromatographic purity method is utilized as a control.♦ Mass Balance Purity Factor = [(100 - wt% residual solvent - wt% residual water - wt% residual inorganics) x Chromatographic Purity/100].♦ Mass Balance Purity Factor does not include adjustment for chiral and/or isotopic purity.			

Spectral and Physical Data

HPLC/UV



Column: Ascentis Express C18, 2.7 μm ,
3.0 x 100 mm

Mobile Phase: A: Acetonitrile
B: Water
C: 0.1% Phosphoric acid in Water
D: 0.1% Ammonium acetate in Water

Gradient:

Time (min)	% A	% B	% C	% D
0.0	20	41	4	35
8.0	60	1	4	35
10.0	60	1	4	35
10.1	20	41	4	35

Flow Rate: 0.7 mL/min

Wavelength: 210 nm

Sample Name: FC09261801

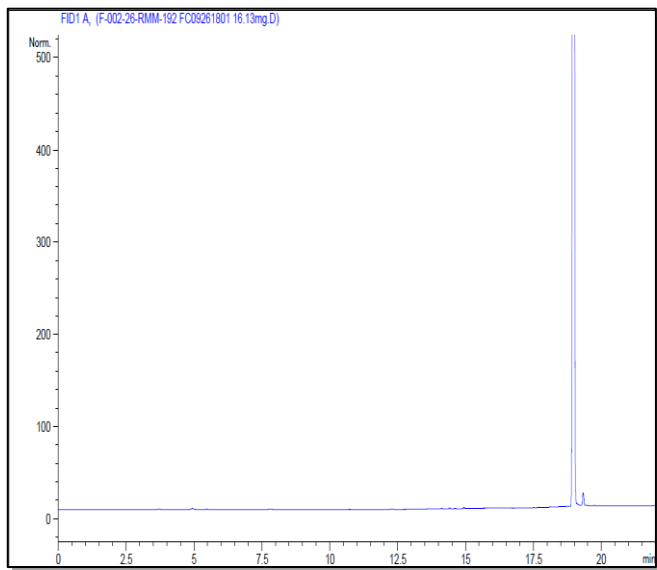
Acquired: November 27, 2018

Peak #	Ret Time	Area %
1	3.17	0.03
2	4.44	0.04
3	5.29	0.06
4	5.45	0.03
5	5.53	0.02
6	5.68	99.74
7	8.32	0.08

Peak 3 has been identified as
(\pm)-trans-3-Methylfentanyl HCl

Spectral and Physical Data (cont.)

Residual Solvent Analysis by GC/FID Headspace



Column: DB-ALC1 30 m x 0.53 mm, 3 µm film thickness
Temp Program: 40°C hold 12 min to 220°C at 40°C/min hold 5.5 min
Carrier Gas: Helium
Flow Rate: 2.0 mL/min
Detector Heater Temp: 250°C
Injector: Headspace Sampler
HS Oven Temp: 60°C
Vial Equilibration: 10 minutes

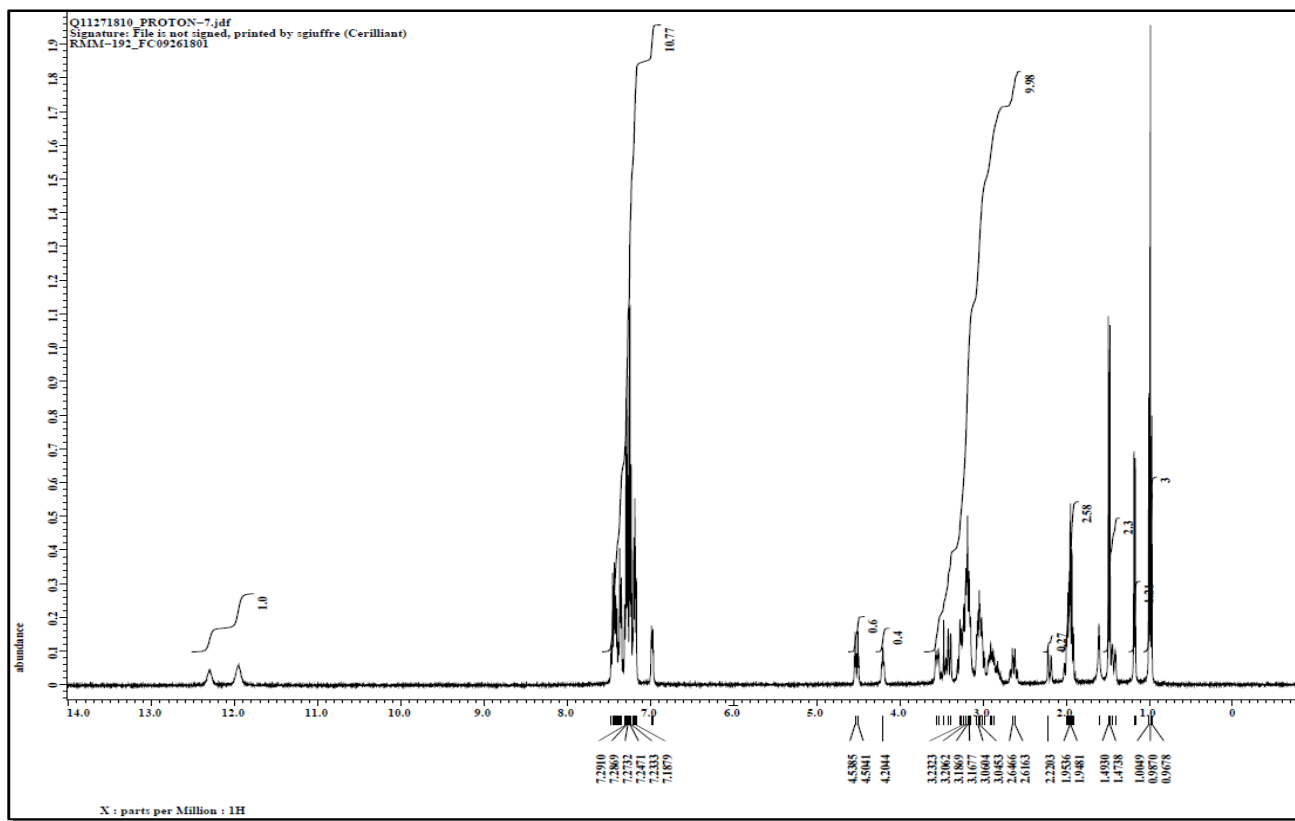
Sample Name: FC09261801
Acquired: November 14, 2018

Peak	Compound	Area	Weight %
1	NMP	NA	NA
Total			ND

ND - None Detected

¹H NMR

Instrument: JEOL ECS 400
Solvent: Chloroform-D



Spectral and Physical Data (cont.)

LC/MS

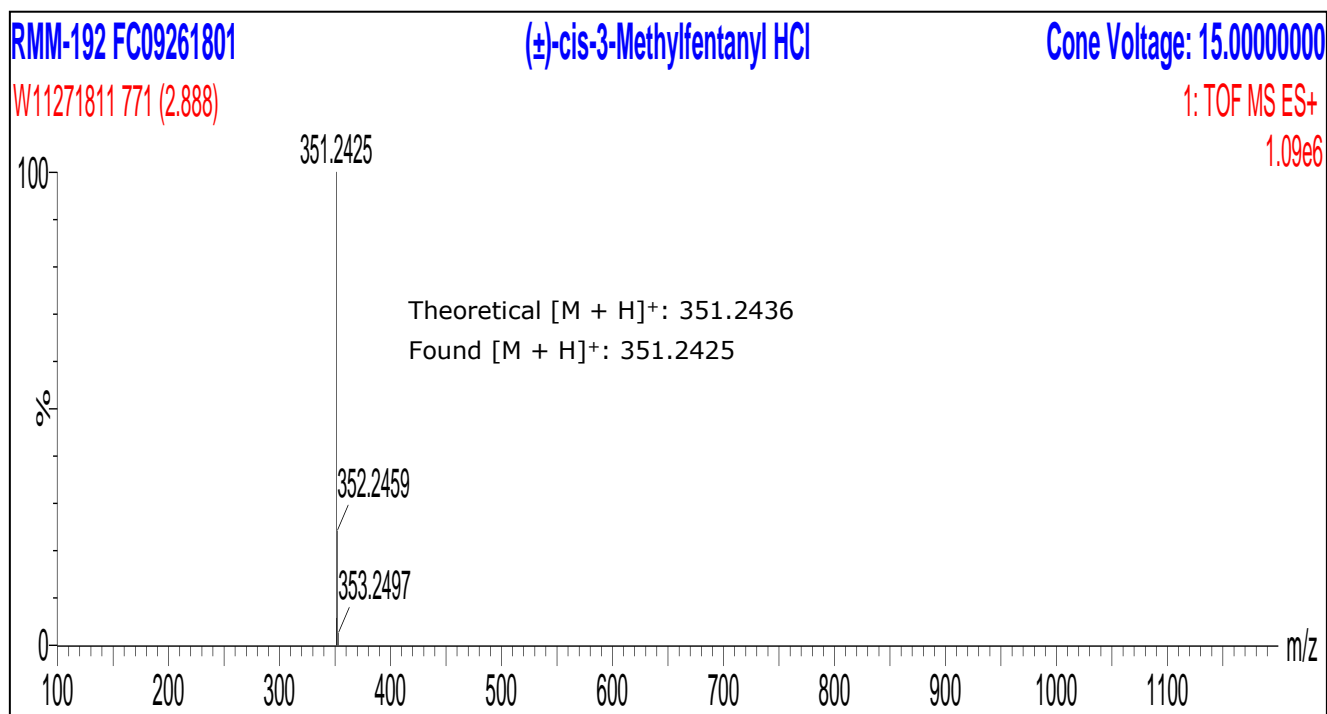
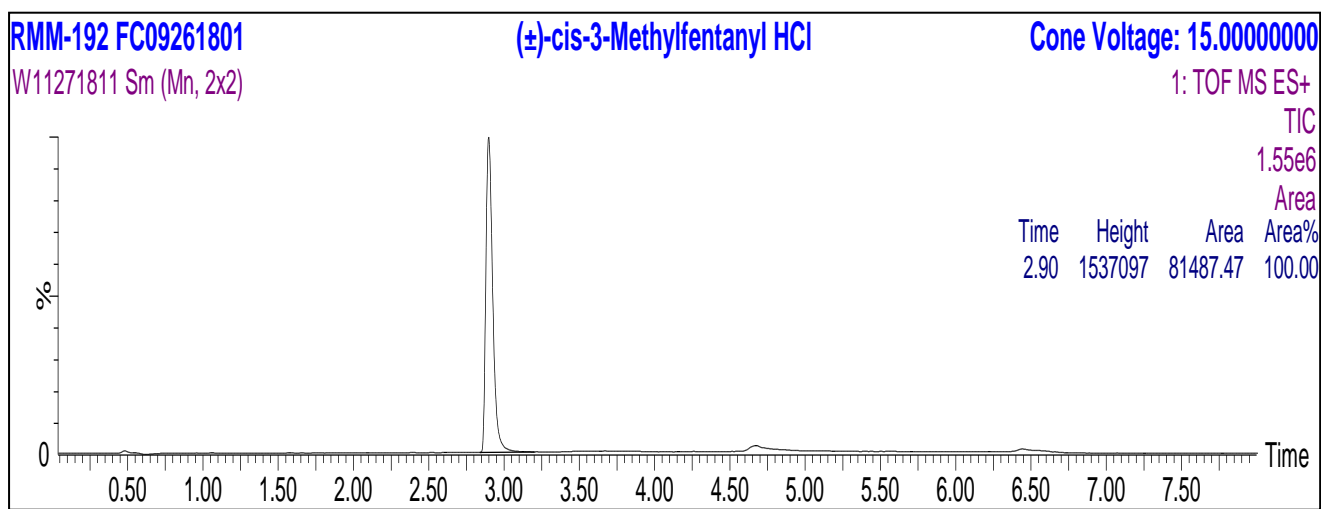
Column: Ascentis Express C18, 2.7 μ m, 3.0 x 50 mm

Mobile Phase: A: 0.1% Formic acid in Water
B: Acetonitrile

Gradient:

Time (min)	% A	% B
0.0	90	10
0.5	90	10
4.0	50	50
5.8	50	50
6.0	90	10
8.0	90	10

Flow Rate: 0.4 mL/min
Scan Range: 100 - 1200 amu
Ionization: Electrospray, Positive Ion
Instrument: Waters XEVO G2 QTOF
Acquired: November 27, 2018



Stability		
<i>Short term stability studies have been performed under accelerated conditions for a period of up to four weeks. Short term data is utilized to predict long term stability and to support transport conditions and normal laboratory use. Real-time stability studies are performed at the recommended storage conditions over the life of the product.</i>		
Short Term Stability: <i>A summary of accelerated stability findings for this product is listed below.</i>		
Storage Condition	Mean Kinetic Temperature (MKT)	Time Period/Result
Freezer	-15°C	No decrease in purity was noted after four weeks.
Refrigerator	4°C	
Room Temperature	21°C	
40°C	40°C	
Transport/Shipping: <i>Stability studies support the transport of this product at ambient conditions.</i>		
Long Term Stability: <i>Long term stability has been assessed for Freezer storage (-10 °C to -25 °C) conditions. Stability of a minimum of 22 months has been established through real-time stability studies.</i>		

Commutability

This standard is a solution of a pure substance in an organic solvent and is a Primary Standard. This Primary Standard is suitable for use in the preparation of calibrators and/or controls in any biological matrix. This standard is not in a biological matrix and therefore commutability to methods or standards in biological matrices does not apply.

COA Revision History

Revision No.	Date	Reason for Revision
00	April 03, 2019	Initial version.